

VERICOM[®]

The Future Of Technology - Today.

Rackmount PDUs



Vericom's extremely reliable rackmount power distribution solutions help small, midsize, enterprise, and colocation data centers increase efficiency, raise productivity, and improve reliability. Our portfolio includes a comprehensive range of feature sets ranging from basic (non-metered) models to advanced outlet metering and control. Our PDUs are engineered to efficiently deliver power to your equipment, are exceptionally reliable and user friendly, and offer the best price-performance ratio in the industry. Each PDU is thoroughly tested before shipment and conforms to the most stringent industry standards. Simply choose one of our standard configurations or contact us to have a PDU custom built to your specifications.

Features - All Models

- Switchless design eliminates accidental shutdowns
- Lightweight and durable anodized aluminum chassis
- 10 ft power cords on standard models
- Multiple mounting options provide maximum compatibility and flexibility in installations
- Built with overrated and high-temperature grade components to allow safe and reliable operation in 140° environments
- Alternate branch wiring on three phase systems helps power load balance
- Conforms to UL/IEC 62368-1

Smart PDUs

- Hot-swappable advanced control module to eliminate downtime and upgrade technologies
- Multi-color OLED illuminated display screen offering high contrast power usage and alarm data
- PDU cascading allows full control of up to 16 PDUs from one Primary/Master PDU, reducing the number of IP addresses required
- +/- 1% kWh metering accuracy allows precise allocation of data center expenses
- Network Failsafe maintains network connectivity between two PDUs in the event of a power disruption in either
- Full outlet control for remote on/off or a timed reboot of individual outlets or groups of outlets
- Dual gigabit ethernet ports can be connected to one or two separate networks for both facility and third-party management
- Interoperability with any third-party DCIM software



VPB Series - Basic Power Distribution

VPB Series Basic PDUs distribute reliable power to IT equipment in a wide variety of applications where intelligence and/or remote monitoring are not required. With features that include a durable yet lightweight anodized aluminum chassis, a switchless design that eliminates accidental shutdowns, and a reset button in the event of an overload, VPB Series PDUs are an economical high-quality solution for cabinet-level power distribution.

Available options include both horizontal and zero-U vertical form factors, single or 3-phase power, multiple volt/amp combinations, and NEMA or IEC outlet combinations.



VPL Series - Local Metering

VPL Series PDUs feature a local display screen that provides real-time power usage data to help manage power distribution and prevent accidental overloads. See real-time values for volts, amps, watts, power factor, and kilowatt hours at both the PDU and circuit level. With low-profile 10kA hydraulic magnetic breakers, a lightweight aluminum chassis, 10 ft power cord, and multiple mounting options, VPL PDUs are an affordable solution for providing safe and reliable power distribution in a wide variety of cabinet installations. Available options include both horizontal and zero-U vertical form factors, single or 3-phase power, multiple volt/amp combinations, and NEMA or IEC outlet combinations.



VPN Series - Basic Inlet Monitoring

VPN Series PDUs include the same feature set of the VPL Series, plus a network control module that provides a cost-effective option for remote monitoring of power usage at both the PDU and circuit level. The module includes a port for connecting an environmental monitoring device such as Vericom's VS-EMD31 temperature and humidity sensor, which can be further daisy-chained with up to 7 additional sensors.

With multiple mounting options, horizontal and vertical form factors, and a multitude of volt, amp, and outlet combinations, VPN PDUs provide a high level of flexibility to meet the requirements of most any installation.



VPD Series - Advanced Inlet Monitoring

VPD Series PDUs provide remote monitoring capabilities via an advanced SNMP network control module that allows users to remotely monitor power usage of up to 16 PDUs via one IP address. This hot-swappable, field replaceable module features an OLED full color screen that displays power metrics and alarms, dual gigabit ethernet ports to ensure monitoring reliability, and a sensor port for daisy-chaining up to 8 EMD sensors (each with the ability to connect two additional sensors such as smoke, motion, vibration, or flood detection). In addition, a Network Failsafe port provides network continuity between two connected PDUs if one experiences a power failure. All monitoring functionality, including sensors and alarms, on the affected PDU remain active and accessible remotely.

Available in a full range of volt, amp, and outlet combinations, single or 3-phase power, and both horizontal and vertical form factors, Vericom VPD Series PDUs are a feature-rich, reliable solution for remotely monitoring input power metrics and environmental conditions at the cabinet level.



VPS Series - Inlet Monitoring + Outlet Switching

VPS Series PDUs offer the same advanced level of input power and environmental monitoring found in the VPD Series, but with remote outlet control by individual outlet or in groups. Schedule power-downs, reboot locked-up equipment, and control power-up sequencing to avoid power inrushes, all without dispatching personnel to the site. The advanced SNMP network control module includes numerous features to simplify remote monitoring and ensure network continuity, including dual gigabit ethernet ports, a Network Failsafe port that maintains a network connection between two PDUs when one experiences a power failure, the ability to daisy-chain up to 8 EMD sensors, and the ability to hot-swap control modules in the field without losing power to the outlets.

With a wide range of volt, amp, and outlet quantity/type combinations to choose from, Vericom VPS Series switched PDUs are the perfect solution for installations that require remote monitoring at the PDU level and remote switching of individual outlets.



VPM Series - Inlet & Outlet Monitoring

VPM Series PDUs combine the remote input power and environmental monitoring of the VPD Series with billing grade power measurement at the individual outlet level. Remotely monitor power metrics such as volts, amps, watts, volt-amperes, power factor, and kilowatt-hours with a +/- 1% accuracy, while also monitoring temperature and humidity via an optional EMD sensor. Vericom's advanced SNMP network control module is hot-swappable, allowing for future upgrades without powering down any equipment. It includes dual gigabit ethernet ports to support daisy-chaining of up to 16 PDUs under one IP address, and a Network Failsafe port that provides network continuity between two connected PDUs if one experiences a power failure (all monitoring functionality, including sensors and alarms, on the affected PDU remain active and accessible remotely).

Vericom's VPM Series PDUs deliver advanced level remote monitoring features and are available in numerous volt, amp, power phase, and outlet combinations suitable for most any cabinet installation.



VPO Series - Inlet & Outlet Monitoring + Switching

VPO Series PDUs deliver advanced outlet level monitoring and control functionality for the most demanding applications, including remotely managed enterprise data centers, edge installations, and colocation facilities. Power metrics such as volts, amps, watts, volt-amperes, power factor, and kilowatt-hours can be remotely monitored at both the inlet and individual outlet level with a +/- 1% billing-grade accuracy. In addition, each individual outlet (or groups of outlets) can be remotely controlled for scheduled power-downs, to reboot locked-up equipment, or to control power-up sequencing. And with Vericom's advanced hot-swappable SNMP network control module, you'll be able to remotely manage up to 16 PDUs using just one IP address and monitor up to 8 optional EMD environmental sensors per PDU. Dual gigabit ethernet ports are included for fast network connections to a single or separate networks, and a Network Failsafe port provides network continuity between two connected PDUs in the event one experiences a power failure. With a comprehensive list of volt, amp, power phase, and outlet type combinations, Vericom's VPO Series PDUs are an excellent solution for most any installation where advanced remote monitoring and outlet-level switching are required.

Feature Summary

	VPB Series Basic (Non-Metered)	VPL Series Local Power Meter	VPN Series Basic Inlet Monitoring	VPD Series Advanced Inlet Monitoring	VPS Series Inlet Monitoring + Outlet Switching	VPM Series Inlet & Outlet Monitoring	VPO Series Inlet & Outlet Monitoring + Switching
Mechanical Features Ultra light aluminium chassis Multiple mounting options Low profile hydraulic magnetic breakers 10KA Icn	✓	✓	✓	✓	✓	✓	✓
Inlet Energy Metering PDU input energy metering kWh PDU input power measurements (W, VA, VAR) PDU input (A, V, PF, HZ) measurments Circuit breaker monitoring Residual current monitoring (optional) 3 phase balance indicator		✓	✓	✓	✓	✓	✓
Security Management Memory logs for historical data and graphics Customizable user and alarm thresholds			✓	✓	✓	✓	✓
SNMP Controller PDU cascading/daisy chaining (up to 16 PDUs) Hot swappable and field replaceable controller Double gigabit ethernet port Controller power share/Network Failsafe				✓	✓	✓	✓
Outlet Control Remote On/Off by individual outlet or groups Power On/Off delay Sequential startup Assignable user level security Individual LED outlet status indicator					✓		✓
Outlet Metering Energy usage (kWh) Power measurements (W, VA, VAR) PDU output (A, V, PF, HZ) measurments						✓	✓
Environmental Metering Environmental sensor temp & humidity Cascading/daisy chaining (up to 8 total EMD sensors) Inputs for 2 additional sensors on each EMD sensor: <ul style="list-style-type: none"> • Door contact • Smoke detection • Vibration • Motion sensor • Flood detection Customizable user and alarm thresholds			✓	✓	✓	✓	✓
Network and Security DHCP, IPv4 and IPv6, DNS, http / https, SSHv.2, SNMP, v1 / v2c / v3, SNMP TRAPS / SETS / GETS, SMTP, Modbus, Telnet, TCP, RADIUS, Syslog, TLS 1.2, SNTTP			✓	✓	✓	✓	✓

Smart PDUs

Advanced Controller

VPD, VPS, VPM, and VPO series smart PDUs include the most advanced hot-swappable, field replaceable SNMP IP controller in the industry. Standard features include dual Gigabit Ethernet ports, OLED full color screen, cascading multi-sensor ports, enhanced security, sophisticated alarming and power monitoring across the entire power chain.

OLED MULTI-COLOR SCREEN

Push button multi-color screen
Live alarms displayed
Power metrics displayed

NETWORK FAILSAFE PORT

Maintains SNMP controller functionality in a connected PDU even if there is a power failure in one of the PDUs

RESET BUTTON

Full electronics reboot without powering down the sockets

NETWORKING

Dual Gigabit Ethernet ports

DUAL USB PORTS


Wireless LAN adapter
Flash Drive Bulk Configuration

CASCADING SENSORS

Daisy chain up to 8 temp & humidity sensors and 16 additional sensors including smoke, vibration, door position, and flood detection


PDU CASCADING

Daisy chain up to 16 PDUs under one IP address



Energy Efficient Latching

Bi-stable latching relays on VPS and VPO models make outlet switching safer by immediately restoring power to outlets after a power failure (if the outlets were switched ON prior to the failure) without the need to remotely switch each outlet. These energy-efficient relays consume up to 70% less energy than alternatives.




OLED Display

Shows input power parameters and scrolls individual outlet metrics (V, A, PF, W, KWxH). Screen orientation rotates according to PDU orientation.



Accurate Environmental Monitoring with Cascading EMD Sensors

Sensors include the latest high-tech metering components, delivering the highest metering accuracy for temperature and relative humidity. Each sensor is built with two additional ports for connecting additional sensors (flood detection, door contact, motion, vibration, smoke, etc.). Up to 8 EMD sensors can be cascaded using network cables.



PDU Cascading

Save on network ports and manage multiple devices from one IP address by daisy chaining up to 16 PDUs.



Kwh Metering Accuracy

Enables precise allocation of data center expenses with +/- 1% billing grade accuracy.



Full Color Range

Colored PDUs help reduce human error by making it easier to identify power feeds and lowering the risk of unplanned downtime. Vericom PDUs are available in any RAL-color.



RCM Residual Current Monitoring Option

By measuring current flowing in the ground wire, our residual current monitoring by BENDER™ reduces the risk of electric shock. PDUs equipped with residual current monitoring dramatically reduce the burden of regulatory auditing.



Interoperability with Third Party Software

Centrally manage all PDUs in your data center using any standard communication protocol. Our solutions offer the ability to communicate the status of rack-level power and environmental information to any third party Datacenter Infrastructure Management (DCIM) solution.

DCIM Compatible

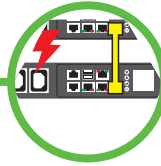
Field-Replaceable Controller

The hot-swappable onboard controller ensures that servers will never experience downtime when maintenance in the data center is required, ensuring the infrastructure will never be obsolete.



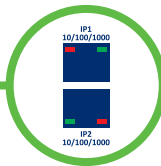
Network Failsafe

Maintains network connectivity between connected PDUs if one PDU experiences a power failure. All sensors, alarms, and monitoring remain active.



Redundant Network Connections

World's first double gigabit ethernet port PDU ensures monitoring reliability and communication with data center management and end clients in one or two separate networks.



Security

Supports the most stringent security protocols in the market in order to prevent unauthorized access (256 bit AES encryption, radius, SNMPv3, user permissions, SSHv2, SSL, HTTPS).

http://

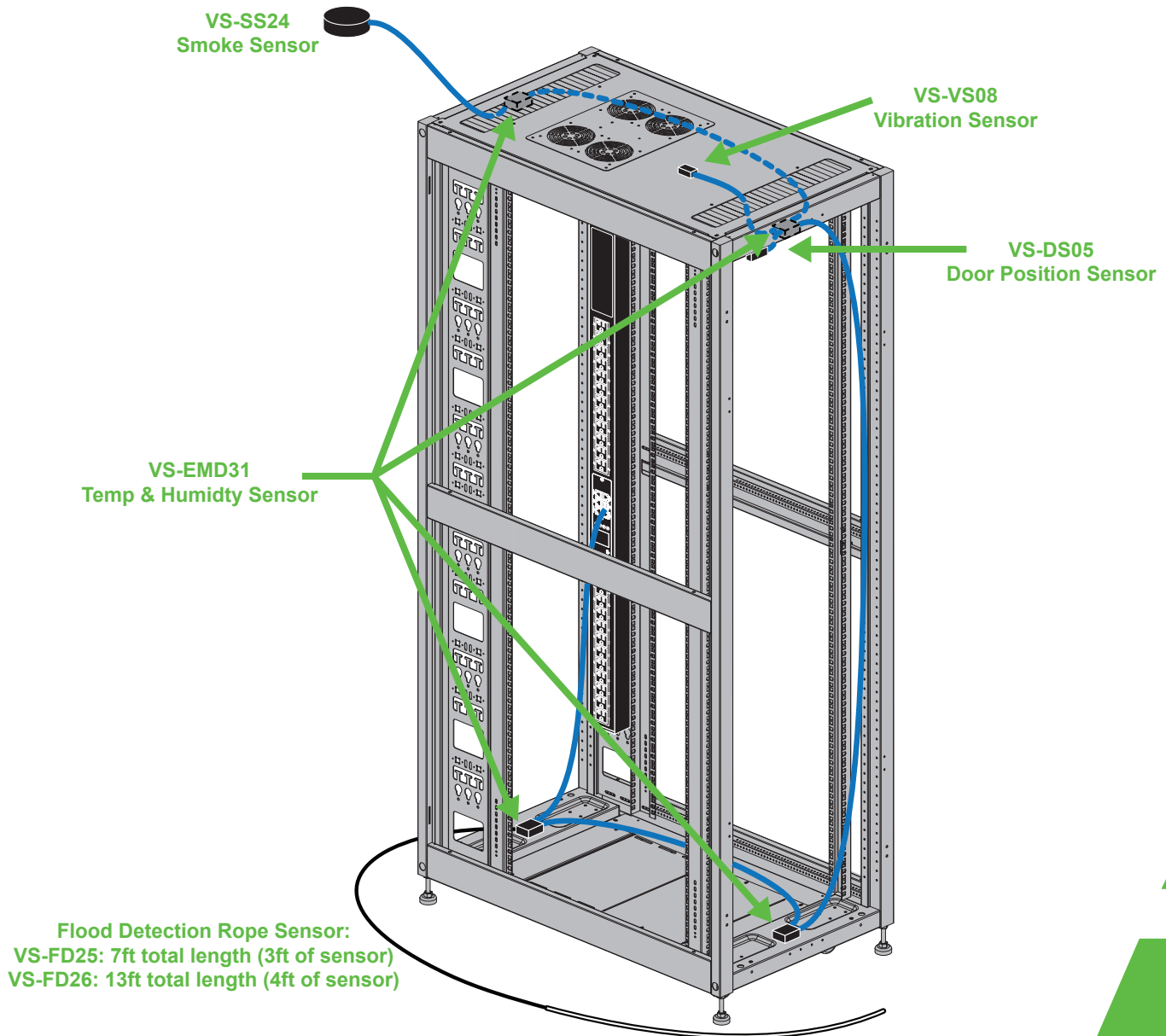

Hydraulic-Magnetic Circuit Breaker Monitoring

Highly reliable hydraulic-magnetic circuit breakers are not affected by ambient temperature and support delay curves appropriate for IT equipment. The PDU proactively monitors the status of the breakers in order to prevent downtime due to server power supply failure or overloads, sending an alert for any high load that risks a tripped circuit.



Customizable Environmental Monitoring

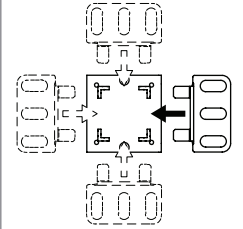
The new EMD31 is an environmental monitoring device that monitors temperature, humidity and status for 2 digital input sensors such as motion, vibration, smoke, flood detection, door position, or any other sensor with standard open/close functionality.



Flexible Mounting Options

Vericom PDUs include several mounting options that are engineered to provide maximum mounting flexibility, making them suitable for nearly any cabinet environment.

1U horizontal models include toolless mounting brackets that allow outlets to face any of 4 directions



Zero-U vertical mount PDUs include 4 options for mounting:



Button mounts that fit standard PDU mounting keyholes



Button mount 90° brackets that allow outlets to face the rear of the cabinet, which improves airflow and provides better access to equipment and network cabling



Rail mount 90° brackets that mount to vertical rails when PDU mounting keyholes are not present



Toolless mounting brackets for uncommon installations that allow outlets to face any of 4 directions

Rapid Integration and Deployment

Save time and money when deploying new cabinets and equipment by utilizing Vericom's installation service. We will install and secure PDUs in our cabinets prior to shipment, reducing the time you spend unpacking, installing, and disposing of packaging – plus you can rest easy knowing your PDU is compatible with your cabinet.

Less time, less waste, less hassle – all at no cost to you.

VPB Series - Basic Power Distribution

Common Configurations

Item Number	Phase	Input Voltage	Input Current	Input Power Capacity	Input Plug	Outlets	Mounting
SINGLE PHASE HORIZONTAL							
VPB-5151015H	1 phase	120V	15A	1.4	NEMA 5-15P	(10) NEMA 5-15R	1U Horizontal
VPB-5151215H	1 phase	120V	15A	1.4	NEMA 5-15P	(12) NEMA 5-15R	2U Horizontal
VPB-5201020H	1 phase	120V	20A	1.9	NEMA 5-20P	(10) NEMA 5-20R	1U Horizontal
VPB-5201220H	1 phase	120V	20A	1.9	NEMA 5-20P	(12) NEMA 5-20R	2U Horizontal
VPB-L521220H	1 phase	120V	20A	1.9	NEMA L5-20P	(12) NEMA 5-20R	2U Horizontal
VPB-L621639H	1 phase	120V	20A	1.9	NEMA L6-20P	(12) C13 + (4) C19	2U Horizontal
VPB-L531220H	1 phase	120V	30A	2.8	NEMA L5-30P	(12) NEMA 5-20R	2U Horizontal
VPB-L631639H	1 phase	200 - 240V	30A	2.8	NEMA L6-30P	(12) C13 + (4) C19	2U Horizontal
VPB-L621239H	1 phase	200 - 240V	20A	3.3	NEMA L6-20P	(10) C13 + (2) C19	1U Horizontal
VPB-L631213H	1 phase	200 - 240V	30A	4.9	NEMA L6-30P	(12) C13	1U Horizontal
VPB-11P1039H	1 phase	230V	16A	3.6	IEC 60309 16A 1P+N+E	(8) C13 + (2) C13	1U Horizontal
VPB-31P1639H	1 phase	230V	32A	7.2	IEC 60309 32A 1P+N+E	(12) C13 + (4) C19	2U Horizontal
SINGLE PHASE VERTICAL							
VPB-5151415V	1 phase	120V	15A	1.4	NEMA 5-15P	(14) NEMA 5-15R	0U Vertical
VPB-5152015V	1 phase	120V	15A	1.4	NEMA 5-15P	(20) NEMA 5-15R	0U Vertical
VPB-L522420V	1 phase	120V	20A	1.9	NEMA L5-20P	(24) NEMA 5-20R	0U Vertical
VPB-5202420V	1 phase	120V	20A	1.9	NEMA 5-20P	(24) NEMA 5-20R	0U Vertical
VPB-L622413V	1 phase	120V	20A	1.9	NEMA L6-20P	(24) C13	0U Vertical
VPB-L624239V	1 phase	120V	20A	1.9	NEMA L6-20P	(36) C13 + (6) C19	0U Vertical
VPB-L532420V	1 phase	120V	30A	2.8	NEMA L5-30P	(24) NEMA 5-20R	0U Vertical
VPB-L632439V	1 phase	120V	30A	2.8	NEMA L6-30P	(20) C13 + (4) C19	0U Vertical
VPB-L634239V	1 phase	120V	30A	2.8	NEMA L6-30P	(36) C13 + (6) C19	0U Vertical
VPB-L622439V	1 phase	200 - 240V	20A	3.3	NEMA L6-20P	(20) C13 + (4) C19	0U Vertical
VPB-L633039V	1 phase	200 - 240V	30A	4.9	NEMA L6-30P	(24) C13 + (6) C19	0U Vertical
VPB-11P2439V	1 phase	230V	16A	3.6	IEC 60309 16A 1P+N+E	(20) C13 + (4) C19	0U Vertical
VPB-11P3039V	1 phase	230V	16A	3.6	IEC 60309 16A 1P+N+E	(24) C13 + (6) C19	0U Vertical
VPB-11P3639V	1 phase	230V	16A	3.6	IEC 60309 16A 1P+N+E	(30) C13 + (6) C19	0U Vertical
VPB-11P4239V	1 phase	230V	16A	3.6	IEC 60309 16A 1P+N+E	(36) C13 + (6) C19	0U Vertical
VPB-31P2439V	1 phase	230V	32A	7.2	IEC 60309 32A 1P+N+E	(20) C13 + (4) C19	0U Vertical
VPB-31P4239V	1 phase	230V	32A	7.2	IEC 60309 32A 1P+N+E	(36) C13 + (6) C19	0U Vertical
THREE PHASE VERTICAL							
VPB-L212420V	3 phase WYE	120 - 208V	30A	8.6	NEMA L21-30P	(24) NEMA 5-20R	0U Vertical
VPB-L213620V	3 phase WYE	120 - 208V	30A	8.6	NEMA L21-30P	(36) NEMA 5-20R	0U Vertical
VPB-L212439V	3 phase WYE	120 - 208V	30A	8.6	NEMA L21-30P	(21) C13 + (3) C19	0U Vertical
VPB-L214400V	3 phase WYE	120 - 208V	30A	8.6	NEMA L21-30P	(36) C13 + (6) C19 + (2) NEMA 5-20R	0U Vertical
VPB-CS82420V	3 phase delta	208V	50A	17.2	CS8365	(24) NEMA 5-20R	0U Vertical
VPB-CS82439V	3 phase delta	208V	50A	17.2	CS8365	(18) C13 + (6) C19	0U Vertical
VPB-63P3639V	3 phase delta	208V	60A	17.2	IEC 60309 60A 3P+E	(30) C13 + (6) C19	0U Vertical
VPB-63P3620V	3 phase delta	208V	60A	17.2	IEC 60309 60A 3P+E	(36) NEMA 5-20R	0U Vertical
VPB-13P1839V	3 phase WYE	380 - 415V	16A	11.1	IEC 60309 16A 3P+N+E	(15) C13 + (3) C19	0U Vertical
VPB-13P2439V	3 phase WYE	380 - 415V	16A	11.1	IEC 60309 16A 3P+N+E	(18) C13 + (6) C19	0U Vertical
VPB-13P4239V	3 phase WYE	380 - 415V	16A	11.1	IEC 60309 16A 3P+N+E	(36) C13 + (6) C19	0U Vertical
VPB-33P2439V	3 phase WYE	380 - 415V	32A	22.2	IEC 60309 32A 3P+N+E	(18) C13 + (6) C19	0U Vertical
VPB-33P4239V	3 phase WYE	380 - 415V	32A	22.2	IEC 60309 32A 3P+N+E	(36) C13 + (6) C19	0U Vertical
VPB-L223620V	3 phase WYE	415V	30A	16.6	NEMA L22-30P	(36) NEMA 5-20R	0U Vertical

Custom configurations are available – contact your Vericom representative for details.

VPL Series - Local Metering

Common Configurations

Item Number	Phase	Input Voltage	Input Current	Input Power Capacity	Input Plug	Outlets	Mounting
SINGLE PHASE HORIZONTAL							
VPL-5151015H	1 phase	120V	15A	1.4kW	NEMA 5-15P	(10) NEMA 5-15R	1U Horizontal
VPL-5151215H	1 phase	120V	15A	1.4kW	NEMA 5-15P	(12) NEMA 5-15R	2U Horizontal
VPL-5201020H	1 phase	120V	20A	1.9kW	NEMA 5-20P	(10) NEMA 5-20R	1U Horizontal
VPL-5201220H	1 phase	120V	20A	1.9kW	NEMA 5-20P	(12) NEMA 5-20R	2U Horizontal
VPL-L521220H	1 phase	120V	20A	1.9kW	NEMA L5-20P	(12) NEMA 5-20R	2U Horizontal
VPL-L621639H	1 phase	120V	20A	1.9kW	NEMA L6-20P	(12) C13 + (4) C19	2U Horizontal
VPL-L531220H	1 phase	120V	30A	2.8kW	NEMA L5-30P	(12) NEMA 5-20R	2U Horizontal
VPL-L631639H	1 phase	200 - 240V	30A	2.8kW	NEMA L6-30P	(12) C13 + (4) C19	2U Horizontal
VPL-L621239H	1 phase	200 - 240V	20A	3.3kW	NEMA L6-20P	(10) C13 + (2) C19	1U Horizontal
VPL-L631213H	1 phase	200 - 240V	30A	4.9kW	NEMA L6-30P	(12) C13	1U Horizontal
VPL-11-P1039H	1 phase	230V	16A	3.6kW	IEC60309 16A 1P+N+E	(8) C13 + (2) C19	1U Horizontal
VPL-31P1639H	1 phase	230V	32A	7.2kW	IEC 60309 32A 1P+N+E	(12) C13 + (4) C19	2U Horizontal
SINGLE PHASE VERTICAL							
VPL-5151415V	1 phase	120V	15A	1.4kW	NEMA 5-15P	(14) NEMA 5-15R	0U Vertical
VPL-5152015V	1 phase	120V	15A	1.4kW	NEMA 5-15P	(20) NEMA 5-15R	0U Vertical
VPL-L522420V	1 phase	120V	20A	1.9kW	NEMA L5-20P	(24) NEMA 5-20R	0U Vertical
VPL-5202420V	1 phase	120V	20A	1.9kW	NEMA 5-20P	(24) NEMA 5-20R	0U Vertical
VPL-L622413V	1 phase	120V	20A	1.9kW	NEMA L6-20P	(24) C13	0U Vertical
VPL-L623639V	1 phase	120V	20A	1.9kW	NEMA L6-20P	(36) C13 + (6) C19	0U Vertical
VPL-L532420V	1 phase	120V	30A	2.8kW	NEMA L5-30P	(24) NEMA 5-20R	0U Vertical
VPL-L632439V	1 phase	120V	30A	2.8kW	NEMA L6-30P	(20) C13 + (4) C19	0U Vertical
VPL-L634239V	1 phase	120V	30A	2.8kW	NEMA L6-30P	(36) C13 + (6) C19	0U Vertical
VPL-L622439V	1 phase	200 - 240V	20A	3.3kW	NEMA L6-20P	(20) C13 + (4) C19	0U Vertical
VPL-L633039V	1 phase	200 - 240V	30A	4.9kW	NEMA L6-30P	(24) C13 + (6) C19	0U Vertical
VPL-11P2439V	1 phase	230V	16A	3.6kW	IEC 60309 16A 1P+N+E	(20) C13 + (4) C19	0U Vertical
VPL-11P3039V	1 phase	230V	16A	3.6kW	IEC 60309 16A 1P+N+E	(24) C13 + (6) C19	0U Vertical
VPL-11P3639V	1 phase	230V	16A	3.6kW	IEC 60309 16A 1P+N+E	(30) C13 + (6) C19	0U Vertical
VPL-11P4239V	1 phase	230V	16A	3.6kW	IEC 60309 16A 1P+N+E	(36) C13 + (6) C19	0U Vertical
VPL-31P2439V	1 phase	230V	32A	7.2kW	IEC 60309 32A 1P+N+E	(20) C13 + (4) C19	0U Vertical
VPL-31P4239V	1 phase	230V	32A	7.2kW	IEC 60309 32A 1P+N+E	(36) C13 + (6) C19	0U Vertical
THREE PHASE VERTICAL							
VPL-L212420V	3 phase WYE	120 - 208V	30A	8.6kW	NEMA L21-30P	(24) NEMA 5-20R	0U Vertical
VPL-L213620V	3 phase WYE	120 - 208V	30A	8.6kW	NEMA L21-30P	(36) NEMA 5-20R	0U Vertical
VPL-L212439V	3 phase WYE	120 - 208V	30A	8.6kW	NEMA L21-30P	(21) C13 + (3) C19	0U Vertical
VPL-L214400V	3 phase WYE	120 - 208V	30A	8.6kW	NEMA L21-30P	(36) C13 + (6) C19 + (2) NEMA 5-20R	0U Vertical
VPL-CS82420V	3 phase delta	208V	50A	17.2kW	CS8365	(24) NEMA 5-20R	0U Vertical
VPL-CS82439V	3 phase delta	208V	50A	17.2kW	CS8365	(18) C13 + (6) C19	0U Vertical
VPL-63P3639V	3 phase delta	208V	60A	17.2kW	IEC 60309 60A 3P+E	(30) C13 + (6) C19	0U Vertical
VPL-63P3620V	3 phase delta	208V	60A	17.2kW	IEC 60309 60A 3P+E	(36) NEMA 5-20R	0U Vertical
VPL-13P1839V	3 phase WYE	380 - 415V	16A	11.1kW	IEC 60309 16A 3P+N+E	(15) C13 + (3) C19	0U Vertical
VPL-13P2439V	3 phase WYE	380 - 415V	16A	11.1kW	IEC 60309 16A 3P+N+E	(18) C13 + (6) C19	0U Vertical
VPL-13P4239V	3 phase WYE	380 - 415V	16A	11.1kW	IEC 60309 16A 3P+N+E	(36) C13 + (6) C19	0U Vertical
VPL-33P2439V	3 phase WYE	380 - 415V	32A	22.2kW	IEC 60309 32A 3P+N+E	(18) C13 + (6) C19	0U Vertical
VPL-33P4239V	3 phase WYE	380 - 415V	32A	22.2kW	IEC 60309 32A 3P+N+E	(36) C13 + (6) C19	0U Vertical
VPL-L223620V	3 phase WYE	415V	30A	16.6kW	NEMA L22-30P	(36) NEMA 5-20R	0U Vertical

Custom configurations are available – contact your Vericom representative for details.

VPN Series - Basic Inlet Monitoring

Common Configurations

Item Number	Phase	Input Voltage	Input Current	Input Power Capacity	Input Plug	Outlets	Mounting
SINGLE PHASE HORIZONTAL							
VPN-5151015H	1 phase	120V	15A	1.4kW	NEMA 5-15P	(10) NEMA 5-15R	1U Horizontal
VPN-5151215H	1 phase	120V	15A	1.4kW	NEMA 5-15P	(12) NEMA 5-15R	2U Horizontal
VPN-5201020H	1 phase	120V	20A	1.9kW	NEMA 5-20P	(10) NEMA 5-20R	1U Horizontal
VPN-5201220H	1 phase	120V	20A	1.9kW	NEMA 5-20P	(12) NEMA 5-20R	2U Horizontal
VPN-L521220H	1 phase	120V	20A	1.9kW	NEMA L5-20P	(12) NEMA 5-20R	2U Horizontal
VPN-L621639H	1 phase	120V	20A	1.9kW	NEMA L6-20P	(12) C13 + (4) C19	1U Horizontal
VPN-L531220H	1 phase	120V	30A	2.8kW	NEMA L5-30P	(12) NEMA 5-20R	2U Horizontal
VPN-L631639H	1 phase	200 - 240V	30A	2.8kW	NEMA L6-30P	(12) C13 + (4) C19	1U Horizontal
VPN-L621239H	1 phase	200 - 240V	20A	3.3kW	NEMA L6-20P	(10) C13 + (2) C19	2U Horizontal
VPN-L631213H	1 phase	200 - 240V	30A	4.9kW	NEMA L6-30P	(12) C13	1U Horizontal
VPN-11P1039H	1 phase	230V	16A	3.6kW	IEC 60309 16A 1P+N+E	(8) C13 + (2) C19	1U Horizontal
VPN-31P1639H	1 phase	230V	32A	7.2kW	IEC 60309 32A 1P+N+E	(12) C13 + (4) C19	2U Horizontal
SINGLE PHASE VERTICAL							
VPN-5151415V	1 phase	120V	15A	1.4kW	NEMA 5-15P	(14) NEMA 5-15R	0U Vertical
VPN-5152015V	1 phase	120V	15A	1.4kW	NEMA 5-15P	(20) NEMA 5-15R	0U Vertical
VPN-L522420V	1 phase	120V	20A	1.9kW	NEMA L5-20P	(24) NEMA 5-20R	0U Vertical
VPN-5202420V	1 phase	120V	20A	1.9kW	NEMA 5-20P	(24) NEMA 5-20R	0U Vertical
VPN-L622413V	1 phase	120V	20A	1.9kW	NEMA L6-20P	(24) C13	0U Vertical
VPN-L623639V	1 phase	120V	20A	1.9kW	NEMA L6-20P	(36) C13 + (6) C19	0U Vertical
VPN-L532420V	1 phase	120V	30A	2.8kW	NEMA L5-30P	(24) NEMA 5-20R	0U Vertical
VPN-L632439V	1 phase	120V	30A	2.8kW	NEMA L6-30P	(20) C13 + (4) C19	0U Vertical
VPN-L634239V	1 phase	120V	30A	2.8kW	NEMA L6-30P	(36) C13 + (6) C19	0U Vertical
VPN-L622439V	1 phase	200 - 240V	20A	3.3kW	NEMA L6-20P	(20) C13 + (4) C19	0U Vertical
VPN-L633039V	1 phase	200 - 240V	30A	4.9kW	NEMA L6-30P	(24) C13 + (6) C19	0U Vertical
VPN-11P2439V	1 phase	230V	16A	3.6kW	IEC 60309 16A 1P+N+E	(20) C13 + (4) C19	0U Vertical
VPN-11P3039V	1 phase	230V	16A	3.6kW	IEC 60309 16A 1P+N+E	(24) C13 + (6) C19	0U Vertical
VPN-11P3639V	1 phase	230V	16A	3.6kW	IEC 60309 16A 1P+N+E	(30) C13 + (6) C19	0U Vertical
VPN-11P4239V	1 phase	230V	16A	3.6kW	IEC 60309 16A 1P+N+E	(36) C13 + (6) C19	0U Vertical
VPN-31P2439V	1 phase	230V	32A	7.2kW	IEC 60309 32A 1P+N+E	(20) C13 + (4) C19	0U Vertical
VPN-31P4239V	1 phase	230V	32A	7.2kW	IEC 60309 32A 1P+N+E	(36) C13 + (6) C19	0U Vertical
THREE PHASE VERTICAL							
VPN-L212420V	3 phase WYE	120 - 208V	30A	8.6kW	NEMA L21-30P	(24) NEMA 5-20R	0U Vertical
VPN-L213620V	3 phase WYE	120 - 208V	30A	8.6kW	NEMA L21-30P	(36) NEMA 5-20R	0U Vertical
VPN-L212439V	3 phase WYE	120 - 208V	30A	8.6kW	NEMA L21-30P	(21) C13 + (3) C19	0U Vertical
VPN-L214400V	3 phase WYE	120 - 208V	30A	8.6kW	NEMA L21-30P	(36) C13 + (6) C19 + (2) NEMA 5-20R	0U Vertical
VPN-CS82420V	3 phase delta	208V	50A	17.2kW	CS8365	(24) NEMA 5-20R	0U Vertical
VPN-CS82439V	3 phase delta	208V	50A	17.2kW	CS8365	(18) C13 + (6) C19	0U Vertical
VPN-63P3639V	3 phase delta	208V	60A	17.2kW	IEC 60309 60A 3P+E	(30) C13 + (6) C19	0U Vertical
VPN-63P3620P	3 phase delta	208V	60A	17.2kW	IEC 60309 60A 3P+E	(36) NEMA 5-20R	0U Vertical
VPN-13P1839V	3 phase WYE	380 - 415V	16A	11.1kW	IEC 60309 16A 3P+N+E	(15) C13 + (3) C19	0U Vertical
VPN-13P2439V	3 phase WYE	380 - 415V	16A	11.1kW	IEC 60309 16A 3P+N+E	(18) C13 + (6) C19	0U Vertical
VPN-13P4239V	3 phase WYE	380 - 415V	16A	11.1kW	IEC 60309 16A 3P+N+E	(36) C13 + (6) C19	0U Vertical
VPN-33P2439V	3 phase WYE	380 - 415V	32A	22.2kW	IEC 60309 32A 3P+N+E	(18) C13 + (6) C19	0U Vertical
VPN-33P4239V	3 phase WYE	380 - 415V	32A	22.2kW	IEC 60309 32A 3P+N+E	(36) C13 + (6) C19	0U Vertical
VPN-L223620V	3 phase WYE	415V	30A	16.6kW	NEMA L22-30P	(36) NEMA 5-20R	0U Vertical

Custom configurations are available – contact your Vericom representative for details.

VPD Series - Advanced Inlet Monitoring

Common Configurations

Item Number	Phase	Input Voltage	Input Current	Input Power Capacity	Input Plug	Outlets	Mounting
SINGLE PHASE HORIZONTAL							
VPD-5151015H	1 phase	120V	15A	1.4kW	NEMA 5-15P	(10) NEMA 5-15R	2U Horizontal
VPD-5151215H	1 phase	120V	15A	1.4kW	NEMA 5-15P	(12) NEMA 5-15R	2U Horizontal
VPD-5201020H	1 phase	120V	20A	1.9kW	NEMA 5-20P	(10) NEMA 5-20R	2U Horizontal
VPD-5201220H	1 phase	120V	20A	1.9kW	NEMA 5-20P	(12) NEMA 5-20R	2U Horizontal
VPD-L521220H	1 phase	120V	20A	1.9kW	NEMA L5-20P	(12) NEMA 5-20R	2U Horizontal
VPD-L621639H	1 phase	120V	20A	1.9kW	NEMA L6-20P	(12) C13 + (4) C19	2U Horizontal
VPD-L531220H	1 phase	120V	30A	2.8kW	NEMA L5-30P	(12) NEMA 5-20R	2U Horizontal
VPD-L631639H	1 phase	200 - 240V	30A	2.8kW	NEMA L6-30P	(12) C13 + (4) C19	2U Horizontal
VPD-L621239H	1 phase	200 - 240V	20A	3.3kW	NEMA L6-20P	(10) C13 + (2) C19	2U Horizontal
VPD-L631213H	1 phase	200 - 240V	30A	4.9kW	NEMA L6-30P	(12) C13	2U Horizontal
VPD-11P1039H	1 phase	230V	16A	3.6kW	IEC 60309 16A 1P+N+E	(8) C13 + (2) C19	2U Horizontal
VPD-31P1639H	1 phase	230V	32A	7.2kW	IEC 60309 32A 1P+N+E	(12) C13 + (4) C19	2U Horizontal
SINGLE PHASE VERTICAL							
VPD-5151415V	1 phase	120V	15A	1.4kW	NEMA 5-15P	(14) NEMA 5-15R	0U Vertical
VPD-5152015V	1 phase	120V	15A	1.4kW	NEMA 5-15P	(20) NEMA 5-15R	0U Vertical
VPD-L522420V	1 phase	120V	20A	1.9kW	NEMA L5-20P	(24) NEMA 5-20R	0U Vertical
VPD-5202420V	1 phase	120V	20A	1.9kW	NEMA 5-20P	(24) NEMA 5-20R	0U Vertical
VPD-L622413V	1 phase	120V	20A	1.9kW	NEMA L6-20P	(24) C13	0U Vertical
VPD-L624239V	1 phase	120V	20A	1.9kW	NEMA L6-20P	(36) C13 + (6) C19	0U Vertical
VPD-L532420V	1 phase	120V	30A	2.8kW	NEMA L5-30P	(24) NEMA 5-20R	0U Vertical
VPD-L632439V	1 phase	120V	30A	2.8kW	NEMA L6-30P	(20) C13 + (4) C19	0U Vertical
VPD-L634239V	1 phase	120V	30A	2.8kW	NEMA L6-30P	(36) C13 + (6) C19	0U Vertical
VPD-L622439V	1 phase	200 - 240V	20A	3.3kW	NEMA L6-20P	(20) C13 + (4) C19	0U Vertical
VPD-L633039V	1 phase	200 - 240V	30A	4.9kW	NEMA L6-30P	(24) C13 + (6) C19	0U Vertical
VPD-11P2439V	1 phase	230V	16A	3.6kW	IEC 60309 16A 1P+N+E	(20) C13 + (4) C19	0U Vertical
VPD-11P3039V	1 phase	230V	16A	3.6kW	IEC 60309 16A 1P+N+E	(24) C13 + (6) C19	0U Vertical
VPD-11P3639V	1 phase	230V	16A	3.6kW	IEC 60309 16A 1P+N+E	(30) C13 + (6) C19	0U Vertical
VPD-11P4239V	1 phase	230V	16A	3.6kW	IEC 60309 16A 1P+N+E	(36) C13 + (6) C19	0U Vertical
VPD-31P2439V	1 phase	230V	32A	7.2kW	IEC 60309 32A 1P+N+E	(20) C13 + (4) C19	0U Vertical
VPD-31P4239V	1 phase	230V	32A	7.2kW	IEC 60309 32A 1P+N+E	(36) C13 + (6) C19	0U Vertical
THREE PHASE VERTICAL							
VPD-L212420V	3 phase WYE	120 - 208V	30A	8.6kW	NEMA L21-30P	(24) NEMA 5-20R	0U Vertical
VPD-L213620V	3 phase WYE	120 - 208V	30A	8.6kW	NEMA L21-30P	(36) NEMA 5-20R	0U Vertical
VPD-L212439V	3 phase WYE	120 - 208V	30A	8.6kW	NEMA L21-30P	(21) C13 + (3) C19	0U Vertical
VPD-L214400V	3 phase WYE	120 - 208V	30A	8.6kW	NEMA L21-30P	(36) C13 + (6) C19 + (2) NEMA 5-20R	0U Vertical
VPD-CS82420V	3 phase delta	208V	50A	17.2kW	CS8365	(24) NEMA 5-20R	0U Vertical
VPD-CS82439V	3 phase delta	208V	50A	17.2kW	CS8365	(18) C13 + (6) C19	0U Vertical
VPD-63P3639V	3 phase delta	208V	60A	17.2kW	IEC 60309 60A 3P+E	(30) C13 + (6) C19	0U Vertical
VPD-63P3620V	3 phase delta	208V	60A	17.2kW	IEC 60309 60A 3P+E	(36) NEMA 5-20R	0U Vertical
VPD-13P1839V	3 phase WYE	380 - 415V	16A	11.1kW	IEC 60309 16A 3P+N+E	(15) C13 + (3) C19	0U Vertical
VPD-13P2439V	3 phase WYE	380 - 415V	16A	11.1kW	IEC 60309 16A 3P+N+E	(18) C13 + (6) C19	0U Vertical
VPD-13P4239V	3 phase WYE	380 - 415V	16A	11.1kW	IEC 60309 16A 3P+N+E	(36) C13 + (6) C19	0U Vertical
VPD-33P2439V	3 phase WYE	380 - 415V	32A	22.2kW	IEC 60309 32A 3P+N+E	(18) C13 + (6) C19	0U Vertical
VPD-33P4239V	3 phase WYE	380 - 415V	32A	22.2kW	IEC 60309 32A 3P+N+E	(36) C13 + (6) C19	0U Vertical
VPD-L223620V	3 phase WYE	415V	30A	16.6kW	NEMA L22-30P	(36) NEMA 5-20R	0U Vertical

Custom configurations are available – contact your Vericom representative for details.

VPS Series - Inlet Monitoring + Outlet Switching

Common Configurations

Item Number	Phase	Input Voltage	Input Current	Input Power Capacity	Input Plug	Outlets	Mounting
SINGLE PHASE HORIZONTAL							
VPS-5151015H	1 phase	120V	15A	1.4kW	NEMA 5-15P	(10) NEMA 5-15R	2U Horizontal
VPS-5151215H	1 phase	120V	15A	1.4kW	NEMA 5-15P	(12) NEMA 5-15R	2U Horizontal
VPS-5201020H	1 phase	120V	20A	1.9kW	NEMA 5-20P	(10) NEMA 5-20R	2U Horizontal
VPS-5201220H	1 phase	120V	20A	1.9kW	NEMA 5-20P	(12) NEMA 5-20R	2U Horizontal
VPS-L521220H	1 phase	120V	20A	1.9kW	NEMA L5-20P	(12) NEMA 5-20R	2U Horizontal
VPS-L621639H	1 phase	120V	20A	1.9kW	NEMA L6-20P	(12) C13 + (4) C19	2U Horizontal
VPS-L531220H	1 phase	120V	30A	2.8kW	NEMA L5-30P	(12) NEMA 5-20R	2U Horizontal
VPS-L631639H	1 phase	200 - 240V	30A	2.8kW	NEMA L6-30P	(12) C13 + (4) C19	2U Horizontal
VPS-L621239H	1 phase	200 - 240V	20A	3.3kW	NEMA L6-20P	(10) C13 + (2) C19	2U Horizontal
VPS-L631213H	1 phase	200 - 240V	30A	4.9kW	NEMA L6-30P	(12) C13	2U Horizontal
VPS-11P1039H	1 phase	230V	16A	3.6kW	IEC 60309 16A 1P+N+E	(8) C13 + (2) C19	2U Horizontal
VPS-31P1639H	1 phase	230V	32A	7.2kW	IEC 60309 32A 1P+N+E	(12) C13 + (4) C19	2U Horizontal
SINGLE PHASE VERTICAL							
VPS-5151415V	1 phase	120V	15A	1.4kW	NEMA 5-15P	(14) NEMA 5-15R	0U Vertical
VPS-5152015V	1 phase	120V	15A	1.4kW	NEMA 5-15P	(20) NEMA 5-15R	0U Vertical
VPS-L522420V	1 phase	120V	20A	1.9kW	NEMA L5-20P	(24) NEMA 5-20R	0U Vertical
VPS-5202420V	1 phase	120V	20A	1.9kW	NEMA 5-20P	(24) NEMA 5-20R	0U Vertical
VPS-L622413V	1 phase	120V	20A	1.9kW	NEMA L6-20P	(24) C13	0U Vertical
VPS-L623639V	1 phase	120V	20A	1.9kW	NEMA L6-20P	(30) C13 + (6) C19	0U Vertical
VPS-L532420V	1 phase	120V	30A	2.8kW	NEMA L5-30P	(24) NEMA 5-20R	0U Vertical
VPS-L632439V	1 phase	120V	30A	2.8kW	NEMA L6-30P	(20) C13 + (4) C19	0U Vertical
VPS-L633639V	1 phase	120V	30A	2.8kW	NEMA L6-30P	(30) C13 + (6) C19	0U Vertical
VPS-L622439V	1 phase	200 - 240V	20A	3.3kW	NEMA L6-20P	(20) C13 + (4) C19	0U Vertical
VPS-L633039V	1 phase	200 - 240V	30A	4.9kW	NEMA L6-30P	(24) C13 + (6) C19	0U Vertical
VPS-11P2439V	1 phase	230V	16A	3.6kW	IEC 60309 16A 1P+N+E	(20) C13 + (4) C19	0U Vertical
VPS-11P3039V	1 phase	230V	16A	3.6kW	IEC 60309 16A 1P+N+E	(24) C13 + (6) C19	0U Vertical
VPS-11P3639V	1 phase	230V	16A	3.6kW	IEC 60309 16A 1P+N+E	(30) C13 + (6) C19	0U Vertical
VPS-11P4239V	1 phase	230V	16A	3.6kW	IEC 60309 16A 1P+N+E	(36) C13 + (6) C19	0U Vertical
VPS-31P2439V	1 phase	230V	32A	7.2kW	IEC 60309 32A 1P+N+E	(20) C13 + (4) C19	0U Vertical
VPS-31P3639V	1 phase	230V	32A	7.2kW	IEC 60309 32A 1P+N+E	(30) C13 + (6) C19	0U Vertical
THREE PHASE VERTICAL							
VPS-L212420V	3 phase WYE	120 - 208V	30A	8.6kW	NEMA L21-30P	(24) NEMA 5-20R	0U Vertical
VPS-L213620V	3 phase WYE	120 - 208V	30A	8.6kW	NEMA L21-30P	(36) NEMA 5-20R	0U Vertical
VPS-L212439V	3 phase WYE	120 - 208V	30A	8.6kW	NEMA L21-30P	(21) C13 + (3) C19	0U Vertical
VPS-L214239V	3 phase WYE	120 - 208V	30A	8.6kW	NEMA L21-30P	(36) C13 + (6) C19	0U Vertical
VPS-CS82420V	3 phase delta	208V	50A	17.2kW	CS8365	(24) NEMA 5-20R	0U Vertical
VPS-CS82439V	3 phase delta	208V	50A	17.2kW	CS8365	(18) C13 + (6) C19	0U Vertical
VPS-63P3639V	3 phase delta	208V	60A	17.2kW	IEC 60309 60A 3P+E	(30) C13 + (6) C19	0U Vertical
VPS-63P3620V	3 phase delta	308V	60A	17.2kW	IEC 60309 60A 3P+E	(36) NEMA 5-20R	0U Vertical
VPS-13P1839V	3 phase WYE	380 - 415V	16A	11.1kW	IEC 60309 16A 3P+N+E	(15) C13 + (3) C19	0U Vertical
VPS-13P2439V	3 phase WYE	380 - 415V	16A	11.1kW	IEC 60309 16A 3P+N+E	(18) C13 + (6) C19	0U Vertical
VPS-13P4239V	3 phase WYE	380 - 415V	16A	11.1kW	IEC 60309 16A 3P+N+E	(36) C13 + (6) C19	0U Vertical
VPS-33P2439V	3 phase WYE	380 - 415V	32A	22.2kW	IEC 60309 32A 3P+N+E	(18) C13 + (6) C19	0U Vertical
VPS-33P4239V	3 phase WYE	380 - 415V	32A	22.2kW	IEC 60309 32A 3P+N+E	(36) C13 + (6) C19	0U Vertical
VPS-L223620V	3 phase WYE	415V	30A	16.6kW	NEMA L22-30P	(36) NEMA 5-20R	0U Vertical

Custom configurations are available – contact your Vericom representative for details.

VPM Series - Inlet & Outlet Monitoring

Common Configurations

Item Number	Phase	Input Voltage	Input Current	Input Power Capacity	Input Plug	Outlets	Mounting
SINGLE PHASE HORIZONTAL							
VPM-5151015H	1 phase	120V	15A	1.4kW	NEMA 5-15P	(10) NEMA 5-15R	2U Horizontal
VPM-5151215H	1 phase	120V	15A	1.4kW	NEMA 5-15P	(12) NEMA 5-15R	2U Horizontal
VPM-5201020H	1 phase	120V	20A	1.9kW	NEMA 5-20P	(10) NEMA 5-20R	2U Horizontal
VPM-5201220H	1 phase	120V	20A	1.9kW	NEMA 5-20P	(12) NEMA 5-20R	2U Horizontal
VPM-L521220H	1 phase	120V	20A	1.9kW	NEMA L5-20P	(12) NEMA 5-20R	2U Horizontal
VPM-L621639H	1 phase	120V	20A	1.9kW	NEMA L6-20P	(12) C13 + (4) C19	2U Horizontal
VPM-L531220H	1 phase	120V	30A	2.8kW	NEMA L5-30P	(12) NEMA 5-20R	2U Horizontal
VPM-L631639H	1 phase	200 - 240V	30A	2.8kW	NEMA L6-30P	(12) C13 + (4) C19	2U Horizontal
VPM-L621239H	1 phase	200 - 240V	20A	3.3kW	NEMA L6-20P	(10) C13 + (2) C19	2U Horizontal
VPM-L631213H	1 phase	200 - 240V	30A	4.9kW	NEMA L6-30P	(12) C13	2U Horizontal
VPM-11P1039H	1 phase	230V	16A	3.6kW	IEC 60309 16A 1P+N+E	(8) C13 + (2) C19	2U Horizontal
VPM-31P1639H	1 phase	230V	32A	7.2kW	IEC 60309 32A 1P+N+E	(12) C13 + (4) C19	2U Horizontal
SINGLE PHASE VERTICAL							
VPM-5151415V	1 phase	120V	15A	1.4kW	NEMA 5-15P	(14) NEMA 5-15R	0U Vertical
VPM-5152015V	1 phase	120V	15A	1.4kW	NEMA 5-15P	(20) NEMA 5-15R	0U Vertical
VPM-L522420V	1 phase	120V	20A	1.9kW	NEMA L5-20P	(24) NEMA 5-20R	0U Vertical
VPM-5202420V	1 phase	120V	20A	1.9kW	NEMA 5-20P	(24) NEMA 5-20R	0U Vertical
VPM-L622413V	1 phase	120V	20A	1.9kW	NEMA L6-20P	(24) C13	0U Vertical
VPM-L623639V	1 phase	120V	20A	1.9kW	NEMA L6-20P	(30) C13 + (6) C19	0U Vertical
VPM-L532420V	1 phase	120V	30A	2.8kW	NEMA L5-30P	(24) NEMA 5-20R	0U Vertical
VPM-L632439V	1 phase	120V	30A	2.8kW	NEMA L6-30P	(20) C13 + (4) C19	0U Vertical
VPM-L633639V	1 phase	120V	30A	2.8kW	NEMA L6-30P	(30) C13 + (6) C19	0U Vertical
VPM-L622439V	1 phase	200 - 240V	20A	3.3kW	NEMA L6-20P	(20) C13 + (4) C19	0U Vertical
VPM-L633039V	1 phase	200 - 240V	30A	4.9kW	NEMA L6-30P	(24) C13 + (6) C19	0U Vertical
VPM-11P2439V	1 phase	230V	16A	3.6kW	IEC 60309 16A 1P+N+E	(20) C13 + (4) C19	0U Vertical
VPM-11P3039V	1 phase	230V	16A	3.6kW	IEC 60309 16A 1P+N+E	(24) C13 + (6) C19	0U Vertical
VPM-11P3639V	1 phase	230V	16A	3.6kW	IEC 60309 16A 1P+N+E	(30) C13 + (6) C19	0U Vertical
VPM-11P4239V	1 phase	230V	16A	3.6kW	IEC 60309 16A 1P+N+E	(36) C13 + (6) C19	0U Vertical
VPM-31P2439V	1 phase	230V	32A	7.2kW	IEC 60309 32A 1P+N+E	(20) C13 + (4) C19	0U Vertical
VPM-31P3639V	1 phase	230V	32A	7.2kW	IEC 60309 32A 1P+N+E	(30) C13 + (6) C19	0U Vertical
THREE PHASE VERTICAL							
VPM-L212420V	3 phase WYE	120 - 208V	30A	8.6kW	NEMA L21-30P	(24) NEMA 5-20R	0U Vertical
VPM-L23620V	3 phase WYE	120 - 208V	30A	8.6kW	NEMA L21-30P	(36) NEMA 5-20R	0U Vertical
VPM-L212439V	3 phase WYE	120 - 208V	30A	8.6kW	NEMA L21-30P	(21) C13 + (3) C19	0U Vertical
VPM-L214239V	3 phase WYE	120 - 208V	30A	8.6kW	NEMA L21-30P	(36) C13 + (6) C19	0U Vertical
VPM-CS82420V	3 phase delta	208V	50A	17.2kW	CS8365	(24) NEMA 5-20R	0U Vertical
VPM-CS82439V	3 phase delta	208V	50A	17.2kW	CS8365	(18) C13 + (6) C19	0U Vertical
VPM-63P3639V	3 phase delta	208V	60A	17.2kW	IEC 60309 60A 3P+E	(30) C13 + (6) C19	0U Vertical
VPM-63P3620V	3 phase delta	208V	60A	17.2kW	IEC 60309 60A 3P+E	(36) NEMA 5-20R	0U Vertical
VPM-13P1839V	3 phase WYE	380 - 415V	16A	11.1kW	IEC 60309 16A 3P+N+E	(15) C13 + (3) C19	0U Vertical
VPM-13P2439V	3 phase WYE	380 - 415V	16A	11.1kW	IEC 60309 16A 3P+N+E	(18) C13 + (6) C19	0U Vertical
VPM-13P4239V	3 phase WYE	380 - 415V	16A	11.1kW	IEC 60309 16A 3P+N+E	(36) C13 + (6) C19	0U Vertical
VPM-33P2439V	3 phase WYE	380 - 415V	32A	22.2kW	IEC 60309 32A 3P+N+E	(18) C13 + (6) C19	0U Vertical
VPM-33P4239V	3 phase WYE	380 - 415V	32A	22.2kW	IEC 60309 32A 3P+N+E	(36) C13 + (6) C19	0U Vertical
VPM-L223620V	3 phase WYE	415V	30A	16.6kW	NEMA L22-30P	(36) NEMA 5-20R	0U Vertical

Custom configurations are available – contact your Vericom representative for details.

VPO Series - Inlet & Outlet Monitoring + Switching

Common Configurations

Item Number	Phase	Input Voltage	Input Current	Input Power Capacity	Input Plug	Outlets	Mounting
SINGLE PHASE HORIZONTAL							
VPO-5151015H	1 phase	120V	15A	1.4kW	NEMA 5-15P	(10) NEMA 5-15R	2U Horizontal
VPO-5151215H	1 phase	120V	15A	1.4kW	NEMA 5-15P	(12) NEMA 5-15R	2U Horizontal
VPO-5201020H	1 phase	120V	20A	1.9kW	NEMA 5-20P	(10) NEMA 5-20R	2U Horizontal
VPO-5201220H	1 phase	120V	20A	1.9kW	NEMA 5-20P	(12) NEMA 5-20R	2U Horizontal
VPO-L521220H	1 phase	120V	20A	1.9kW	NEMA L5-20P	(12) NEMA 5-20R	2U Horizontal
VPO-L621639H	1 phase	120V	20A	1.9kW	NEMA L6-20P	(12) C13 + (4) C19	2U Horizontal
VPO-L531220H	1 phase	120V	30A	2.8kW	NEMA L5-30P	(12) NEMA 5-20R	2U Horizontal
VPO-L631639H	1 phase	200 - 240V	30A	2.8kW	NEMA L6-30P	(12) C13 + (4) C19	2U Horizontal
VPO-L621239H	1 phase	200 - 240V	20A	3.3kW	NEMA L6-20P	(10) C13 + (2) C19	2U Horizontal
VPO-L631213H	1 phase	200 - 240V	30A	4.9kW	NEMA L6-30P	(12) C13	2U Horizontal
VPO-11P1039H	1 phase	230V	16A	3.6kW	IEC 60309 16A 1P+N+E	(8) C13 + (2) C19	2U Horizontal
VPO-31P1639H	1 phase	230V	32A	7.2kW	IEC 60309 32A 1P+N+E	(12) C13 + (4) C19	2U Horizontal
SINGLE PHASE VERTICAL							
VPO-5151415V	1 phase	120V	15A	1.4kW	NEMA 5-15P	(14) NEMA 5-15R	0U Vertical
VPO-5152015V	1 phase	120V	15A	1.4kW	NEMA 5-15P	(20) NEMA 5-15R	0U Vertical
VPO-L522420V	1 phase	120V	20A	1.9kW	NEMA L5-20P	(24) NEMA 5-20R	0U Vertical
VPO-5202420V	1 phase	120V	20A	1.9kW	NEMA 5-20P	(24) NEMA 5-20R	0U Vertical
VPO-L622413V	1 phase	120V	20A	1.9kW	NEMA L6-20P	(24) C13	0U Vertical
VPO-L623639V	1 phase	120V	20A	1.9kW	NEMA L6-20P	(30) C13 + (6) C19	0U Vertical
VPO-L532420V	1 phase	120V	30A	2.8kW	NEMA L5-30P	(24) NEMA 5-20R	0U Vertical
VPO-L632439V	1 phase	120V	30A	2.8kW	NEMA L6-30P	(20) C13 + (4) C19	0U Vertical
VPO-L633639V	1 phase	120V	30A	2.8kW	NEMA L6-30P	(30) C13 + (6) C19	0U Vertical
VPO-L622439V	1 phase	200 - 240V	20A	3.3kW	NEMA L6-20P	(20) C13 + (4) C19	0U Vertical
VPO-L633039V	1 phase	200 - 240V	30A	4.9kW	NEMA L6-30P	(24) C13 + (6) C19	0U Vertical
VPO-11P2439V	1 phase	230V	16A	3.6kW	IEC 60309 16A 1P+N+E	(20) C13 + (4) C19	0U Vertical
VPO-11P3039V	1 phase	230V	16A	3.6kW	IEC 60309 16A 1P+N+E	(24) C13 + (6) C19	0U Vertical
VPO-11P3639V	1 phase	230V	16A	3.6kW	IEC 60309 16A 1P+N+E	(30) C13 + (6) C19	0U Vertical
VPO-11P4239V	1 phase	230V	16A	3.6kW	IEC 60309 16A 1P+N+E	(36) C13 + (6) C19	0U Vertical
VPO-31P2439V	1 phase	230V	32A	7.2kW	IEC 60309 32A 1P+N+E	(20) C13 + (4) C19	0U Vertical
VPO-31P3639V	1 phase	230V	32A	7.2kW	IEC 60309 32A 1P+N+E	(30) C13 + (6) C19	0U Vertical
THREE PHASE VERTICAL							
VPO-L212420V	3 phase WYE	120 - 208V	30A	8.6kW	NEMA L21-30P	(24) NEMA 5-20R	0U Vertical
VPO-L213620V	3 phase WYE	120 - 208V	30A	8.6kW	NEMA L21-30P	(36) NEMA 5-20R	0U Vertical
VPO-L212439V	3 phase WYE	120 - 208V	30A	8.6kW	NEMA L21-30P	(21) C13 + (3) C19	0U Vertical
VPO-L214239V	3 phase WYE	120 - 208V	30A	8.6kW	NEMA L21-30P	(36) C13 + (6) C19	0U Vertical
VPO-CS82420V	3 phase delta	208V	50A	17.2kW	CS8365	(24) NEMA 5-20R	0U Vertical
VPO-CS82439V	3 phase delta	208V	50A	17.2kW	CS8365	(18) C13 + (6) C19	0U Vertical
VPO-63P3639V	3 phase delta	208V	60A	17.2kW	IEC 60309 60A 3P+E	(30) C13 + (6) C19	0U Vertical
VPO-63P3620V	3 phase delta	208V	60A	17.2kW	IEC 60309 60A 3P+E	(36) NEMA 5-20R	0U Vertical
VPO-13P1839V	3 phase WYE	380 - 415V	16A	11.1kW	IEC 60309 16A 3P+N+E	(15) C13 + (3) C19	0U Vertical
VPO-13P2439V	3 phase WYE	380 - 415V	16A	11.1kW	IEC 60309 16A 3P+N+E	(18) C13 + (6) C19	0U Vertical
VPO-13P4239V	3 phase WYE	380 - 415V	16A	11.1kW	IEC 60309 16A 3P+N+E	(36) C13 + (6) C19	0U Vertical
VPO-33P2439V	3 phase WYE	380 - 415V	32A	22.2kW	IEC 60309 32A 3P+N+E	(18) C13 + (6) C19	0U Vertical
VPO-33P4239V	3 phase WYE	380 - 415V	32A	22.2kW	IEC 60309 32A 3P+N+E	(36) C13 + (6) C19	0U Vertical
VPO-L223620V	3 phase WYE	415V	30A	16.6kW	NEMA L22-30P	(36) NEMA 5-20R	0U Vertical

Custom configurations are available – contact your Vericom representative for details.



Vericom Global Solutions

10025 Investment Drive, Suite 120

Knoxville, TN 37932

www.vericomsolutions.com

sales@vericomsolutions.com

Phone: (865) 671-4455

Fax: (865) 671-4497